



# THE 5

TOURING

# THE BMW 5 SERIES TOURING.



**18** Highlights



**20** Worlds of colour




**24** Wheels and tyres / Original BMW Accessories and BMW M Performance Parts



ALL BMW MODELS  
IN ONE APP.

DOWNLOAD THE **BMW Products** APP NOW AND  
DISCOVER THE PLEASURE OF DRIVING.



**26** Technical data



ALTERNATIVELY  
EXCEPTIONAL.



PASSION WITH  
A PURPOSE.



FREES MINDS.  
THRILLS  
MOMENTS.





THERE'S  
A NEW  
DIRECTION  
OUT THERE:  
YOURS!





OUTER  
STRENGTH –  
INNER VALUES.





ARRIVED  
RARING TO GO.  
THE BMW 5 SERIES  
TOURING.

Discover even more with the new BMW Brochures app. Available now, for your smartphone and tablet.

■ Standard equipment □ Optional equipment



□ The M Sport package gives the vehicle an even sportier touch. In addition to an appearance sharpened by many details in the exterior and interior, the M Sport package guarantees an increase in driving pleasure. The M Sport suspension and the M Aerodynamics package for example noticeably optimise the driving dynamics.



□ The Luxury Line shows the elegant side of the vehicle. Elegant design elements made of Chrome high-gloss give the exterior its exclusive appearance. The stylish impression is also present in the interior. Here first-class leather upholstery and high-quality interior trim finishers characterise luxury.



□ The BMW Live Cockpit Professional\* with navigation function includes two high-quality displays consisting of a high-resolution 12.3" Control Display that can be operated by touch and a fully digital 12.3" instrument display. The BMW Operating System 7 can also be operated via the iDrive Touch Controller.




□ When open, the Panorama glass roof provides a great deal of fresh air. Closed, it creates a bright, light-flooded atmosphere in the interior. It opens and closes completely automatically at the push of a button or with the car key, and is equipped with slide and lift functions, roller sunblind and wind deflector.



□ The M high-gloss Shadow Line with extended contents<sup>1</sup> includes equipment features in Black: Kidney grille frame and kidney grille slats in black high-gloss and tailpipe trims in Black Chrome.



□ In laser high-beam mode, BMW Laserlight\* illuminates a range of up to 650 m, nearly twice as far as that of conventional headlights. Better visibility in the dark significantly increases safety. Blue accents and the lettering "BMW Laser" in the headlight also underline the technological standards and the sportiness of the vehicle.




□ The premium-quality M roof rails high-gloss Shadow Line are the key to a multifunctional BMW roof rack unit.



□ The luggage-compartment package\* enhances the functionality of the luggage compartment, e.g. backrest tilt adjustment including cargo position and lashing rails.




□ So your BMW is always up to date. Remote Software Upgrades\* can be downloaded via the My BMW App or in the vehicle and then installed.



□ Why go without the features of your smartphone in your BMW when you can continue operating it as usual? With smartphone integration<sup>2</sup>\*, your vehicle supports Apple CarPlay and Android Auto by means of a wireless connection between your smartphone and the vehicle. This allows you to conveniently use familiar functions and various apps in the vehicle.



□ Driving Assistant Professional<sup>3</sup>\* offers optimum comfort and safety during critical or monotonous traffic situations. Apart from the contents of the Driving Assistant, it also includes Steering and Lane Control Assistant with extended functions, Emergency Stop Assistant and Lane Keeping Assistant with active side collision protection.



□ Wouldn't it be incredible if your BMW was also your personal vehicle expert? Communicate with your vehicle using the BMW Intelligent Personal Assistant\*. Say natural commands to operate numerous vehicle functions. It can also explain topics about your vehicle and helps you to get to know your BMW even better.



□ The equipment package Parking Assistant Plus\* makes parking and manoeuvring the vehicle easier. It features Surround View including Top View, Remote 3D View, PDC as well as a lateral parking aid, the Active PDC emergency braking function and the Parking Assistant with linear guidance<sup>4</sup> that provides fully automatic parking both parallel and perpendicular to the road.

<sup>1</sup> Only available in conjunction with M Sport package.

<sup>2</sup> Smartphone integration is permanently available in the vehicle. It includes Apple CarPlay and Android Auto. Due to possible future technical developments (e.g. of mobile phones), the usability of the Apple CarPlay or Google Android Auto service cannot be

guaranteed permanently. CarPlay is a trademark of Apple Inc. Android Auto is a trademark of Google LLC.

<sup>3</sup> Function may be limited in darkness, fog or bright glare.

<sup>4</sup> The driver is responsible for constantly monitoring the automated parking procedure in accordance with local road laws.

\* The availability of some equipment features and functions depends on engine variants or additional options. The market and production availability may vary. You can find detailed information about terms, standard and optional equipment at [www.bmw.com](http://www.bmw.com) or at your BMW Partner.

Some ConnectedDrive Services may differ between countries. Please consult your local BMW partner for more information.


# EXTERIOR COLOURS.

Discover even more with the new BMW Brochures app. Available now, for your smartphone and tablet.

■ Standard equipment □ Optional equipment



□ Non-metallic 300 Alpine White<sup>1</sup>



■ Non-metallic 668 Black



□ Metallic WA96 Mineral White



□ Metallic C2Y Bluestone<sup>2</sup>



□ Metallic C3E Bernina Grey Amber Effect<sup>2</sup>



□ Metallic A90 Sophisto Grey Brilliant Effect<sup>2</sup>



□ Metallic 475 Black Sapphire<sup>2</sup>



□ Metallic C1M Phytonic Blue<sup>2</sup>

## BMW INDIVIDUAL



□ BMW Individual special paintwork Brilliant White metallic<sup>2</sup>



□ BMW Individual special paintwork Frozen Brilliant White metallic<sup>2</sup>




□ BMW Individual special paintwork Pure metal Silver<sup>2</sup>



□ BMW Individual special paintwork Frozen Cashmere Silver metallic<sup>2</sup>




□ BMW Individual special paintwork Frozen Dark Silver<sup>2</sup>



□ BMW Individual C5E Alvite Grey metallic<sup>2</sup>




□ BMW Individual C3Z Tanzanite Blue metallic<sup>2</sup>



□ BMW Individual C57 Aventurine Red metallic<sup>2</sup>

## M SPORT PACKAGE



□ Metallic 416 M Carbon Black<sup>3</sup>

**[Colour samples]** These colour samples are intended as an initial guide to the colours and materials available for your BMW. However, experience has shown that printed versions of paint, upholstery and interior trim colours cannot in all cases faithfully

reproduce the appearance of the original colour. Please discuss your preferred colour choices with your BMW partner or in your dealership. There you can also see original samples and be assisted with special requests.

<sup>1</sup> Available as standard for the M Sport package.  
<sup>2</sup> Also optionally available for the M Sport package.  
<sup>3</sup> Exclusively available for the M Sport package.

The availability of some equipment features and functions depends on engine variants or additional options. The market and production availability may vary. You can find detailed information about terms, standard and optional equipment at [www.bmw.com](http://www.bmw.com) or at your BMW Partner.


# INTERIOR COLOURS.

Discover even more with the new BMW Brochures app. Available now, for your smartphone and tablet.

■ Standard equipment □ Optional equipment


## CLOTH

Available with



■ Base model

Cloth 'Junction'  
BYAT Anthracite




■ M Sport package

Cloth 'Rhombicle'/  
Alcantara  
HRAT Anthracite

## LEATHER

Available with



□ Base model  
□ Luxury Line  
□ M Sport package

Leather 'Dakota'  
LCFI Ivory White  
exclusive stitching/  
leather piping in  
contrast




□ Base model  
□ Luxury Line  
□ M Sport package

Leather 'Dakota'  
LCRO Cognac  
exclusive stitching/  
leather piping in  
contrast




□ Base model  
■ Luxury Line  
□ M Sport package

Leather 'Dakota'  
LCFK Black,  
exclusive stitching/  
leather piping in  
contrast Black




□ M Sport package

Leather 'Dakota'  
LCNL Black,  
contrast stitching blue




□ Base model  
□ Luxury Line  
□ M Sport package

Leather 'Dakota'  
LCSW Black\*




□ Base model  
□ Luxury Line  
□ M Sport package

Exclusive leather  
'Nappa'  
LZFI Ivory White  
with exclusive stitching/  
leather piping in  
contrast\*



□ Base model  
□ Luxury Line  
□ M Sport package

Exclusive leather  
'Nappa'  
LZNI Mocha  
exclusive stitching/  
leather piping in  
contrast\*




□ Base model  
□ Luxury Line  
□ M Sport package

Exclusive leather  
'Nappa'  
LZFK Black  
exclusive stitching/  
leather piping in  
contrast\*

## INTERIOR TRIM FINISHERS

Available with



■ Base model

Interior trim finishers  
Oxide Silver dark matt  
with highlight trim  
finisher Pearl Chrome




□ Base model  
□ Luxury Line  
□ M Sport package

Interior trim finishers  
Aluminium fine cutting  
with highlight trim  
finisher Pearl Chrome



■ M Sport package

Aluminium Rhombicle  
Smoke Grey M  
interior trim strips with  
Pearl Chrome accent  
trim




□ Base model  
□ Luxury Line

Interior trim finishers  
black high-gloss with  
highlight trim finisher  
Pearl Chrome



□ Base model  
□ Luxury Line  
□ M Sport package

Fine-wood trim  
'Fineline' Cove with  
highlight trim finisher  
Pearl Chrome




□ Base model  
■ Luxury Line  
□ M Sport package

Fine-wood trim  
'Fineline' Ridge with  
highlight trim finisher  
Pearl Chrome



□ Base model  
□ Luxury Line  
□ M Sport package

Fine-wood trim  
Ash Trunk open-pored  
with highlight trim  
finisher Pearl Chrome




□ Base model  
□ Luxury Line  
□ M Sport package

Fine-wood trim  
poplar grain grey with  
highlight trim finisher  
Pearl Chrome


## BMW INDIVIDUAL LEATHER

Available with




□ Base model  
□ Luxury Line  
□ M Sport package

BMW Individual  
full leather trim  
'Merino'  
ZBFU Smoke White\*



□ Base model  
□ Luxury Line  
□ M Sport package

BMW Individual  
full leather trim  
'Merino'  
ZBCR Caramel\*



□ Base model  
□ Luxury Line  
□ M Sport package

BMW Individual  
full leather trim  
'Merino'  
ZBTQ Tartufo\*


## BMW INDIVIDUAL INTERIOR TRIM

Available with




□ Base model  
□ Luxury Line  
□ M Sport package

BMW Individual  
fine-wood trim  
Sen light brown with  
highlight trim finisher  
Pearl Chrome\*



□ Base model  
□ Luxury Line  
□ M Sport package

BMW Individual  
fine-wood trim  
plum brown high-gloss  
with highlight trim  
finisher Pearl Chrome\*



□ Base model  
□ Luxury Line  
□ M Sport package

BMW Individual  
interior trim finishers  
piano finish Black with  
highlight trim finisher  
Pearl Chrome\*

Please note that even normal long- or short-term use can lead to unrecoverable upholstery damage. This can be caused in particular by non-colourfast clothing.

Please note that the interior colour depends on the selected upholstery colour.

\* The availability of some equipment features and functions depends on engine variants or additional options. The market and production availability may vary.

You can find detailed information about terms, standard and optional equipment at [www.bmw.com](http://www.bmw.com) or at your BMW Partner.

# WHEELS AND TYRES.

Discover even more with the new BMW Brochures app. Available now, for your smartphone and tablet.



□ 18" light alloy wheels Multi-spoke style 619, wheel size 8J x 18 with 245/45 R18 tyres.



□ 18" light alloy wheels W-spoke style 632 Reflex Silver, wheel size 8J x 18 with 245/45 R18 tyres.<sup>1</sup>



□ 18" M light alloy wheels Double-spoke style 662 M Orbit Grey with mixed tyres, gloss-lathed, wheel size front 8J x 18 with 245/45 R18 tyres, wheel size rear 9J x 18 with 275/40 R18 tyres.<sup>2</sup>



□ 19" light alloy wheels Multi-spoke style 633 Reflex Silver, wheel size 8J x 19 with 245/40 R19 tyres.<sup>1</sup>



□ 19" light alloy wheels V-spoke style 635 Orbit Grey with mixed tyres and run-flat tyres, gloss-lathed, wheel size front 8J x 19 with 245/40 R19 tyres, wheel size rear 9J x 19 with 275/35 R19 tyres.\*



□ 19" light alloy wheels W-spoke style 663 Ferric Grey with mixed tyres and run-flat tyres, gloss-lathed, wheel size front 8J x 19 with 245/40 R19 tyres, wheel size rear 9J x 19 with 275/35 R19 tyres.\*



□ 19" M light alloy wheels Y-spoke style 845 M Bicolour Jet Black with mixed tyres, gloss-lathed, wheel size front 8J x 19 with 245/40 R19 tyres, wheel size rear 9J x 19 with 275/35 R19 tyres.<sup>2,\*</sup>



□ 19" M light alloy wheels Y-spoke style 845 M Jet Black with mixed tyres, wheel size front 8J x 19 with 245/40 R19 tyres, wheel size rear 9J x 19 with 275/35 R19 tyres.<sup>2,\*</sup>



□ 20" M light alloy wheels Y-spoke style 846 M Bicolour Jet Black with mixed tyres and run-flat tyres, gloss-lathed, wheel size front 8J x 20 with 245/35 R20 tyres, wheel size rear 9J x 20 with 275/30 R20 tyres.<sup>2,\*</sup>




□ 20" BMW Individual aerodynamic wheels 1001 I Jet Black 3D buffed with mixed tyres and run-flat tyres, gloss-lathed, wheel size front 8J x 20 with 245/35 R20 tyres, wheel size rear 9J x 20 with 275/30 R20 tyres.\*

# ORIGINAL BMW ACCESSORIES AND BMW M PERFORMANCE PARTS.


■ Standard equipment □ Optional equipment ○ Accessories



○ The BMW Pro 2.0 rear bicycle rack is lightweight yet sturdy and can carry up to 60 kg. Exceptionally easy to use, it carries two bicycles or e-bikes (can be extended to accommodate three bicycles). Its tilt function also allows easy access to the luggage compartment at all times.



○ High-quality 18" M light alloy wheel Double-spoke style 662 M in Jet Black. TPMS winter complete wheel with run-flat tyre.



○ Like a filling station right in your own home: With the BMW Wallbox Plus, you can charge your BMW quickly, reliably and conveniently in a few hours. You also have the option to manage the use of the BMW Wallbox Plus with an access card.



○ Precisely fitted protection against moisture and dirt in the front footwell. The black design perfectly complements the interior.



○ Anti-slip, water-resistant, BMW fitted mat for protecting the luggage compartment from dirt and moisture. In Black with a stainless steel inlay with the number 5.



○ Show your style: the frame of the M Performance kidney grille is made of hand-crafted premium carbon fibre and the grille consist of extra sturdy plastic. A visual highlight at the front of the vehicle for an especially elegant, sporty and individual look.



○ The striking carbon-fibre M Performance exterior mirror caps highlight the vehicle's high-tech character, adding an individual athletic touch.



○ Gripping facts: The sport-style steering wheel with Alcantara-lined grip area provides excellent feel and grip for a more direct and responsive steering feel.



○ The high-quality 19" M Performance forged wheel Double-spoke style 786 M is designed in Jet Black matt with the colour M logo and milled M Performance lettering. TPMS winter complete rear wheel with run-flat tyre, wheel size 9J x 19, tyre size 275/35 R19 100V XL RSC.

\* The availability of some equipment features and functions depends on engine variants or additional options. The market and production availability may vary. You can find detailed information about terms, standard and optional equipment at [www.bmw.com](http://www.bmw.com) or at your BMW Partner.

<sup>1</sup> Only available in conjunction with Luxury Line.

<sup>2</sup> Only available in conjunction with M Sport package.

Discover the wide range of innovative solutions available for the exterior and interior, communication and information, and for transportation and the luggage compartment. Your BMW Partner is on hand to advise you on the whole range of Original BMW Accessories and the BMW M Performance Parts product portfolio. For further information, please visit [www.bmw.com](http://www.bmw.com)

BMW 5 Series Touring	520i <sup>11</sup> with mild hybrid technology	530i <sup>11</sup> 530i xDrive <sup>11</sup> with mild hybrid technology	540i xDrive <sup>11</sup> with mild hybrid technology	518d <sup>11</sup> with mild hybrid technology	520d <sup>11</sup> 520d xDrive <sup>11</sup> with mild hybrid technology	530d <sup>11</sup> 530d xDrive <sup>11</sup> with mild hybrid technology	540d xDrive <sup>11</sup> with mild hybrid technology	520e	530e 530e xDrive
----------------------	---	--	--	---	--	--	--	------	---------------------

Weight										
Unladen weight EU (xDrive) <sup>1</sup>	kg	1790	1805 (1865)	(1925)	1830	1855 (1915)	1940 (2000)	(2000)	1975	1975 (2035)
Max. permissible weight (xDrive)	kg	2410	2425 (2490)	(2535)	2450	2470 (2530)	2550 (2610)	(2615)	2550	2550 (2610)
Permitted load (xDrive)	kg	695	695 (700)	(685)	695	690 (690)	685 (685)	(690)	650	650 (650)
Permitted trailer load, unbraked (xDrive) <sup>2</sup>	kg	750	750 (750)	(750)	750	750 (750)	750 (750)	(750)	750	750 (750)
Permitted trailer load, braked, max. 12% gradient/ max. 8% gradient (xDrive) <sup>2</sup>	kg	2000/2000	2000/2000 (2000/2000)	(2000/2000)	2000/2000	2000/2000 (2000/2000)	2000/2000 (2000/2000)	(2000/2000)	1700/1700	1700/1700 (2000/2000)
Luggage capacity	l	560-1700	560-1700	560-1700	560-1700	560-1700	560-1700	430-1560	430-1560	430-1560

BMW TwinPower Turbo engine <sup>3</sup>										
Cylinders/valves	-	4/4	4/4	6/4	4/4	4/4	6/4	6/4	4/4	4/4
Capacity	cm <sup>3</sup>	1998	1998	2998	1995	1995	2993	2993	1998	1998
Max. output/engine speed	kW (hp)/rpm	135-120 (184-163)/5000-6500	185 (252)/5200-6500	245 (333)/5500-6250	110-100 (150-136)/4000	140-120 (190-163)/4000	210-183 (286-249)/3250-4400	250 (340)/4400	120 (163)/5000-6500	135-120 (184-163)/5000-6500
With mild hybrid technology	kW (hp)	+8 (11)	+8 (11)	+8 (11)	+8 (11)	+8 (11)	+8 (11)	-	-	-
Max. torque/engine speed	Nm/rpm	290/1350-4250	350/1450-4800	450/1600-4800	350/1750-2500	400/1750-2500	650/1500-2500	700/1750-2250	300/1350-3700	300 (1350-4000)

eDrive motor										
Max. output	kW (hp)	-	-	-	-	-	-	-	80 (109)	80 (109)
Max. torque	Nm	-	-	-	-	-	-	-	265	265
System output	kW (hp)	-	-	-	-	-	-	-	150 (204)	215-200 (292-272)
System torque	Nm	-	-	-	-	-	-	-	350	420

Lithium-ion high-voltage battery										
Battery type/net battery capacity	kWh	-	-	-	-	-	-	-	Li-ion/11.15	Li-ion/11.15
Electric range (EAER) (xDrive) <sup>4,5</sup>	km	-	-	-	-	-	-	-	57-52	57-51 (53-47)
Electric range, urban (EAER city) (xDrive) <sup>4,5</sup>	km	-	-	-	-	-	-	-	59-53	60-52 (52)
Charging time (AC rapid charging with BMW Wallbox) <sup>6</sup>	h	-	-	-	-	-	-	-	3.6	3.6

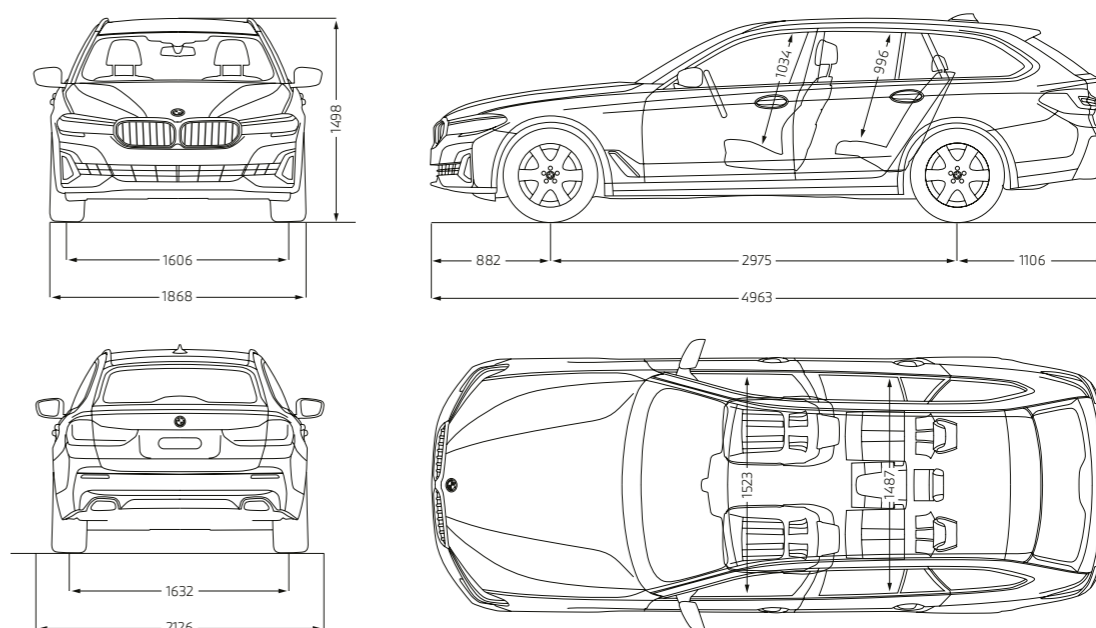
Power transmission										
Type of drive (xDrive)	-	Rear-wheel	Rear-wheel (all-wheel)	(all-wheel)	Rear-wheel	Rear-wheel (all-wheel)	Rear-wheel (all-wheel)	(all-wheel)	Rear-wheel	Rear-wheel (all-wheel)
Standard transmission (xDrive)	-	8-speed Steptronic	8-speed Steptronic (8-speed Steptronic)	(8-speed Steptronic)	8-speed Steptronic	8-speed Steptronic (8-speed Steptronic)	8-speed Steptronic (8-speed Steptronic)	(8-speed Steptronic)	8-speed Steptronic	8-speed Steptronic (8-speed Steptronic)

Driving performance										
Top speed (xDrive)	km/h	225-217	250 <sup>10</sup> (250) <sup>10</sup>	(250) <sup>10</sup>	212-204	225-218 (222)	250 <sup>10</sup> (250) <sup>10</sup>	(250) <sup>10</sup>	218	225 (225-217)
Top electric speed	km/h	-	-	-	-	-	-	-	140	140 (140)
Acceleration 0-100 km/h (xDrive)	s	8.3-9.0	6.7 (6.6)	(5.2)	9.2-9.8	7.6-8.6 (7.6)	5.7-5.9 (5.6-5.8)	(4.8)	8.2	6.1 (6.1-6.6)

	520i <sup>11</sup> with mild hybrid technology	530i <sup>11</sup> 530i xDrive <sup>11</sup> with mild hybrid technology	540i xDrive <sup>11</sup> with mild hybrid technology	518d <sup>11</sup> with mild hybrid technology	520d <sup>11</sup> 520d xDrive <sup>11</sup> with mild hybrid technology	530d <sup>11</sup> 530d xDrive <sup>11</sup> with mild hybrid technology	540d xDrive <sup>11</sup> with mild hybrid technology	520e	530e 530e xDrive
--	---	--	--	---	--	--	--	------	---------------------

Consumption <sup>3,7</sup> - All engines conform to the EU6 exhaust emission standards										
Low (xDrive)	l/100 km	9.0-9.6	8.9-9.6 (9.8-10.8)	(11.9-12.3)	- <sup>12</sup>	6.4-6.8 (6.6-7.3)	7.8-8.1 (8.4-9.0)	(8.5-9.7)	-	-
Medium (xDrive)	l/100 km	6.3-7.3	6.5-7.4 (7.2-8.0)	(8.0-8.6)	- <sup>12</sup>	5.0-5.8 (5.5-6.2)	5.5-5.9 (5.7-6.4)	(5.9-6.5)	-	-
High (xDrive)	l/100 km	5.8-6.4	5.6-6.4 (6.1-6.7)	(6.6-7.3)	- <sup>12</sup>	4.5-5.1 (4.7-5.3)	4.6-5.2 (5.0-5.6)	(5.0-5.6)	-	-
Maximum value (xDrive)	l/100 km	6.5-7.3	6.4-7.2 (6.8-7.5)	(7.0-7.8)	- <sup>12</sup>	5.0-5.9 (5.2-6.0)	5.1-6.0 (5.4-6.2)	(5.4-6.2)	-	-
Combined (PHEV weighted) (xDrive)	l/100 km	6.6-7.3	6.5-7.3 (7.0-7.8)	(7.7-8.4)	- <sup>12</sup>	5.0-5.8 (5.3-6.0)	5.4-6.0 (5.8-6.5)	(5.8-6.6)	1.5-1.9	1.5-1.9 (1.8-2.2)
Energy consumption (ECAC weighted) <sup>8,9</sup>	kWh/100 km	-	-	-	-	-	-	-	22.8-24.7	22.8-24.8 (24.8-26.7)
Exhaust emissions standard (type-certified)	-	EU6d	EU6d	EU6d	EU6d	EU6d	EU6d	EU6d	EU6d	EU6d
Combined CO <sub>2</sub> emissions (PHEV weighted) (xDrive)	g/km	150-167	148-166 (160-177)	(177-192)	- <sup>12</sup>	132-151 (138-157)	141-157 (151-169)	(153-172)	35-43	35-43 (41-51)
Tank capacity, approx.	l	68	68	68	66	66	66	66	46	46

Wheels/tyres										
Tyre size		225/55 R17 Y	225/55 R17 Y	225/55 R17 Y	225/55 R17 Y	225/55 R17 Y	225/55 R17 Y	225/55 R17 Y	245/45 R18 Y	245/45 R18 Y
Wheel size		7.5 J x 17	7.5 J x 17	7.5 J x 17	7.5 J x 17	7.5 J x 17	7.5 J x 17	7.5 J x 17	8 J x 18	8 J x 18
Material		Light alloy	Light alloy	Light alloy	Light alloy	Light alloy	Light alloy	Light alloy	Light alloy	Light alloy



The dimensions in the technical drawing are in millimetres and may vary depending on the model and optional equipment.

The figures for output, fuel consumption and CO<sub>2</sub> emissions refer to vehicles with standard transmission.

- <sup>1</sup> The EC unladen weight refers to a vehicle with standard equipment and does not include any optional extras. The unladen weight includes a 90% full tank and a driver weight of 75 kg. Optional equipment may affect the weight of the vehicle, the payload and the top speed if the selected equipment has an impact on the vehicle's aerodynamics.
- <sup>2</sup> The actual total weight of the trailer must not exceed the maximum trailer load, taking into account the maximum tow bar download.
- <sup>3</sup> Performance data of petrol engines apply to vehicles using RON 910 fuel. Fuel consumption data apply to vehicles using reference fuels in accordance with EU Regulation 2007/715. Unleaded RON 91 and higher with a maximum ethanol content of 10% (E10) may also be used. BMW recommends RON 95 super unleaded petrol.
- <sup>4</sup> Range depends on the equipment and various factors. In particular: personal driving style, route characteristics, exterior temperature, heating/air conditioning, pre-conditioning and the chosen equipment.
- <sup>5</sup> EAER (equivalent all electric range).
- <sup>6</sup> Dependent on the local electricity infrastructure. Charging time corresponds to a 100% charge of maximum capacity.
- <sup>7</sup> Official data for fuel consumption, CO<sub>2</sub> emissions, power consumption and electric range was determined in accordance with the prescribed measuring procedure and corresponds to European Regulation (EU) 715/2007 in the applicable version. For ranges, data determined as per WLTP takes into account any optional equipment (available on the German market in this case). For vehicles that have been newly type approved since 1 January 2021, only the official data according to WLTP exists. For more information about NEDC and WLTP measuring procedures visit [www.bmw.com/wltp](http://www.bmw.com/wltp)
- <sup>8</sup> The combined energy consumption depends on the selected wheel and tyre sizes.
- <sup>9</sup> ECAC (charge-depleting electric consumption).
- <sup>10</sup> Electronically limited.
- <sup>11</sup> This engine version is not available in all countries. For further information, please contact your local BMW Partner.
- <sup>12</sup> Provisional figures; any missing figures were unavailable at the time of publication.



## ALL BMW MODELS IN ONE APP.

DOWNLOAD THE **BMW Products** APP NOW AND  
DISCOVER THE PLEASURE OF DRIVING.

### **BMW 530e TOURING:**

BMW TwinPower Turbo 4-cylinder petrol engine + eDrive electric motor, 215 kW (292 hp) system output, 18" light alloy wheels Double-spoke style 844, exterior colour in Sophisto Grey brilliant effect, BMW Laserlight, instrument panel in Sensatec, sport seats in leather 'Dakota' Ivory White exclusive stitching/leather piping in contrast Black, interior trim finishers Aluminium fine cutting with highlight trim finisher Pearl Chrome.

The models illustrated in this medium show the equipment and configuration options (standard and optional) for vehicles produced by BMW AG for the German market. Alterations in standard and optional equipment and the configurations available for the different models, as described in this medium, may occur after 03/19/2021, the editorial deadline for this medium, or according to the specific requirements of other member states of the European Union. Your local BMW Partner is available to provide further details. Subject to change in design and equipment.

Of course, each vehicle is designed for economical recycling after its long-running life. You can find more information regarding your end-of-life vehicle on our website [www.bmw.de/recycling](http://www.bmw.de/recycling)  
© BMW AG, Munich, Germany. Not to be reproduced wholly or in part without prior written permission of BMW AG, Munich.